



*cre-  
ative  
mess*

---

*photography  
portfolio #2*

Renata Katc

Very saturated red film negative



a wooden arm put inside a jar with water

2



creating distortion of the face, details & colours



3

Different projects realised with the use of various props. Like an aquarium/fish, cloths, vases, tanks with water, sheer materials.

All of these are used either to distort the subject or to enhance the beauty of the subject or add another layer of creativity to it.



organising work by colour  
against normal  
landscape



the repetition of unnatural  
poses makes it more  
captivating.



rotation: change of  
ways of seeing.



Choosing different paper textures and handwriting definitely adds another experimental and personal touch to my work. This collage series was inspired by a book of "The Catcher In The Rye" and the repetition as indicated in Pop Art Culture.



negative print from darkroom



02. WHAT ARE YOU DOING?  
 I love doing some experiments with photography and make a lot of scans and work with different materials. Here I simply photographed my subject through the bath and shook the water, but also it is possible to print some of the work and create collages with wording and some text.





- Print on newspaper
- Tracing paper
- Quote from a book
- Digital manipulation





Putting together a subject  
and what represents it.  
Telling a story through  
objects.



Shot through a transparent  
paper, so this way light  
Creates a glitch on a face



drawn over with white pen  
stylize more digital



I took these at the party.  
The dynamic is more documentary.



10



**2 is better than 1**

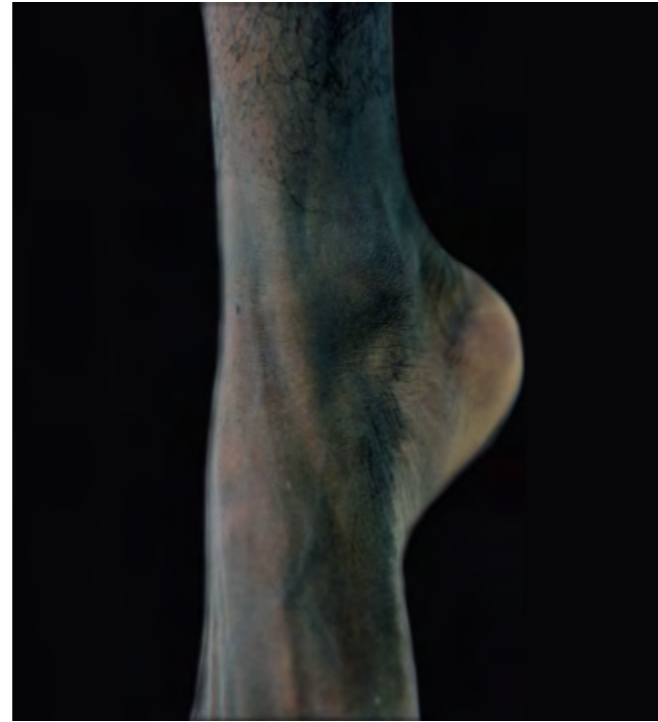
Collages are the best thing.  
 Putting together various photos  
 already creates a great sense of storytelling and  
 shows different sides of the subject photographed. It  
 just creates a more exciting experience.  
 Vintage frames.

↑ nostalgic ...  
 ↑ negative frame  
 ← put together a combination  
 of photos, another  
 storytelling method.

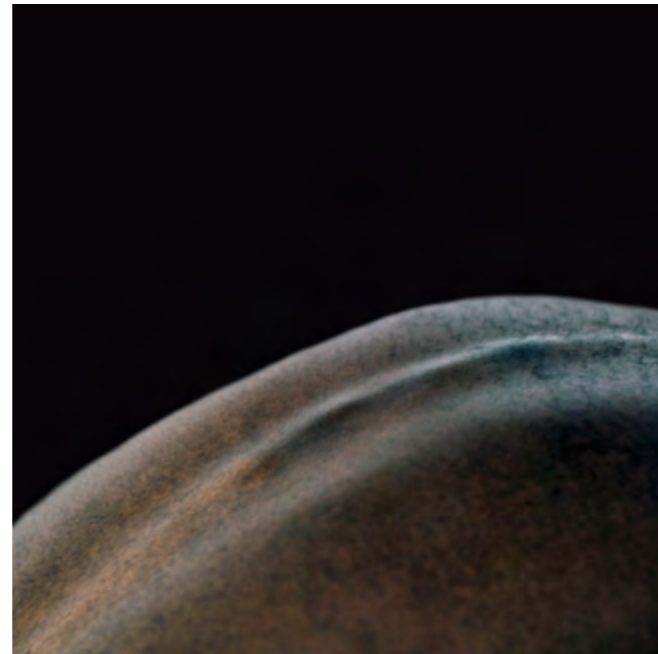
11



12 printing with a potato bag fabric



Shot against a black cloth



STUDIO SET UP

- potato sack with stamps
- jars, reflective
- models (hands, feet)
- studio light

AFTER...

- photoshop body parts
- work cold look shadows & lights



13



layers of portraits mixed together, coming up with a new creative.

BODY

Exploring bodies, faces textures and forms of various bodies. Manipulations and the way that the body can become a subject for the story.



13




← painted with airbrush (PS)

### MY HOME

An artist talking about their home is probably one of the most personal things that can be presented. That is how I see it. Bleached out and distorted. With bright fire like patterns that cover up certain elements in the photo.

All shot on a very old camera, found at the same house, indicated on this picture.



over exposed with a vintage filter.  
wild colour enhanced. nature!



i cut out polaroid print in half and mixed them in various ways. this way we have another story and distortion of the perspective.



coloured highlights were created in photoshop, matching the other primary colours present in the composition. yellow, blue, red, green. Bright.



Camera details  
Size Photo  
Month/ Date/ Year

Small Description

03. Photo Title Name

Polaroid Scans and Coloured Lenses



these colours were created on set with the use of coloured filters directly on the lens.

Polaroid Scans / Burns Manipulations



TOXIC. BURNED WITH A CIGARETTE. UNEXPECTED RESULTS.

### Photo Scans, Paper Scans, Frames Creation

I scan a lot. Usually I have a vision of how I see pictures together and what would be the order. After I can create some additional elements, like handwritten notes, transparent glossy paper or some tapes. All put together to create a captivating image. A story.



this one is really personal to me  
my mum's body parts against  
a blue sky.



ALL ELEMENTS HERE ARE CREATED BY ME  
( AND SCANNED )



and for once,  
Time is everything we have and don't.



important  
the result,  
I saw the  
There we

I like  
in the  
world  
that  
exists in  
different  
seems  
also need to  
learn how  
to breath  
also I want  
to stay  
creative


durant  
loved-

# PERSONAL ARCHIVE.



## TRIP.

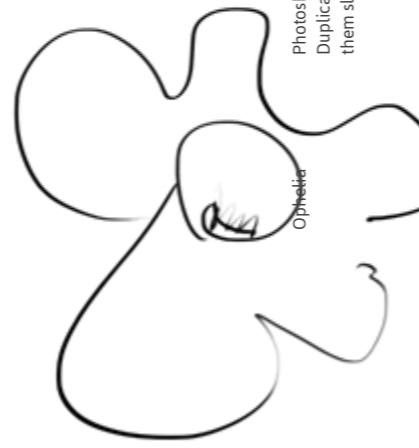
- lomography
- pink lens filter
- family
- night time



## DOCUMENTARY.

01. Painting Over

Since I was missing some flower elements in this picture, I decided to add some flower elements but in a design way, I have created this white outline around the 2 models. But it compliments the location and the vibe of the photo.



Photoshop manipulations  
Duplicating layers and moving  
them slighter further from one another

Inspired by delusional story



# RANDOM OBSERVATIONS



### When A Location or A Person Inspires To Talk

my trip to Seoul really inspired me to create designs like this from a shoot that we realised with a model agency.

black and white with a slight tint and yellow, nostalgic letters, scattered all over the frame.



THE HOXTON MEETS PARIS



FILM POSTER I CREATED FOR MY FILM



I'm trying to relax for as long as I can for a second.



It all feels like a dream,

# HOTHEADEDYOUTH



Renata Katc

[www.hotheadedyouth.com](http://www.hotheadedyouth.com)

m. +33 784169236

lg. @renatakats\_photography